

# STEEL FASCIA & BARGE Accessories



JH Stephenson & Son Steel Fascia is easily installed, maintenance free and a fraction of the cost of timber.

With rollform ribs for greater strength and Colorbond® finish, it is perfect for that finishing touch to your new home or renovation.


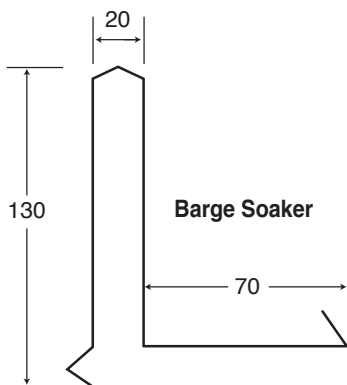
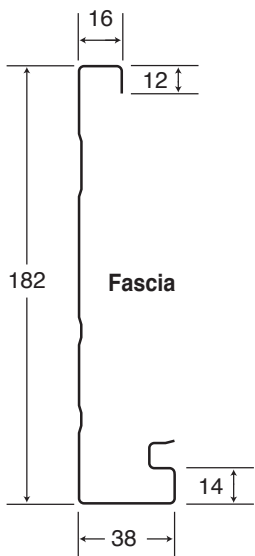
## Important

Acid was for brickwork must not come in contact with steel fascia and gutter systems. If inundating the fascia system is possible, thoroughly wet the fascia before acid wash, then thoroughly wash a number of times to remove any over splash. Poor brick wash practice will cause severe corrosion.

NOTE: Steel Fascia is not trafficable and must not support live loads and personnel.

The roof applications to have a tilt batten to support gutter line tiles (NOT FASCIA).

## Dimensions



**INTERNAL CORNERS**  
45° and 90°

**EXTERNAL CORNERS**  
45° and 90°



**BARGE MOULD**  
LH and RH Available



**BARGE APEX COVER**  
Gable End



**BARGE SOAKER**



**RAFTER BRACKETS**  
Barge



**RAFTER BRACKETS**  
Standard



**STRAIGHT JOINER**  
Zincalume or Colorbond



## WOOD FASCIA COVER

Fits easily over timber or asbestos fascia. Available in full range of Colorbond® finishes. Rollform ribs for extra strength requiring no painting or maintenance. Screw or nails directly to old fascia.

